

7.1.7: Barrier Free Environment at Sushant University



Built Environment with Ramps/Lifts for Easy Access to Classrooms



Built environment with ramps/lifts for easy access to classrooms:

Sushant University is dedicated to fostering an inclusive and barrier-free environment that ensures all students, including those with disabilities (divyangjan), have equal access to education and campus facilities. Recognizing the importance of accessibility in education, the university has implemented a comprehensive range of facilities and services designed to support the needs of divyangjan, promoting their independence and enhancing their academic experience.

One of the primary features of Sushant University's inclusive environment is the physical infrastructure designed with accessibility in mind. The campus is equipped with ramps and lifts that facilitate easy movement across different levels of the buildings, ensuring that students with mobility challenges can navigate the campus without difficulty. These features are strategically placed to connect various parts of the campus, including classrooms, libraries, and administrative offices, thereby promoting seamless access to essential academic resources.

In addition to ramps and lifts, the university has also installed tactile paths throughout the campus. These paths are specially designed to assist visually impaired students in navigating the campus safely and independently. By providing a textured surface that can be felt underfoot or with a cane, tactile paths guide students to key locations such as classrooms, washrooms, and common areas. This thoughtful addition underscores the university's commitment to creating an environment where all students can move freely and confidently.

The accessibility of washroom facilities is another critical aspect of the university's inclusive design. Sushant University has ensured that there are divyangjan-friendly washrooms, featuring spacious layouts and fixtures that are easy to use for individuals with various disabilities. These washrooms are equipped with grab bars, lower sinks, and other necessary amenities that cater to the needs of students with mobility impairments, making them convenient and safe to use.

Assistive technology plays a significant role in supporting the academic needs of divyangjan at Sushant University. The university provides a range of assistive devices and software designed to enhance learning and communication for students with disabilities. Screen reading software, for instance, is available for visually impaired students, allowing them to access digital content and participate fully in their coursework. This software reads out text from computer screens, making it possible for students to engage with digital resources and complete assignments independently. Moreover, the university offers font enlargement tools to aid students with visual impairments. These tools allow students to adjust the size of text on their screens, ensuring that they can read and comprehend course materials comfortably. By providing such resources, Sushant University empowers students to tailor their learning environment to their specific needs, thereby promoting a more effective and personalized educational experience.

Beyond physical and technological accommodations, Sushant University is committed to fostering a supportive and inclusive community. The university regularly conducts awareness programs and training sessions for faculty, staff, and students to sensitize them to the needs of divyangjan. These initiatives help create a culture of empathy and understanding, where everyone is encouraged to support and uplift one another.

In conclusion, Sushant University's friendly, barrier-free environment is a testament to its dedication to inclusivity and accessibility.




Ramps




Ramp at the Entrance of A Block




Ramp at B & C Block



Ramp at B & C Block



Ramp 1at D Block




Ramp 2 at D Block




Ramp at E Block



Ramp at E Block



Ramp for Access to E Block



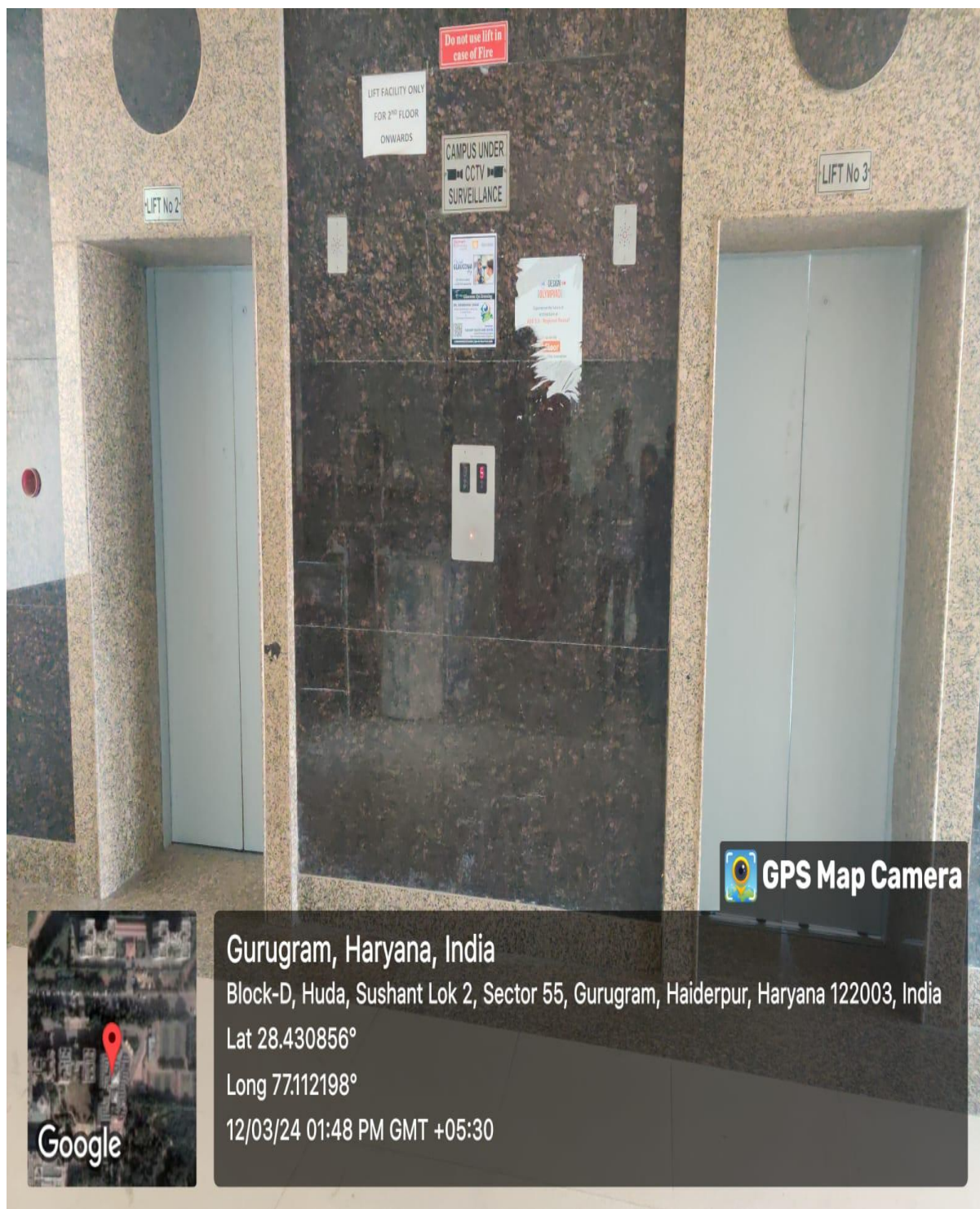
Ramp for Access to B, C Block and Canteen Area:



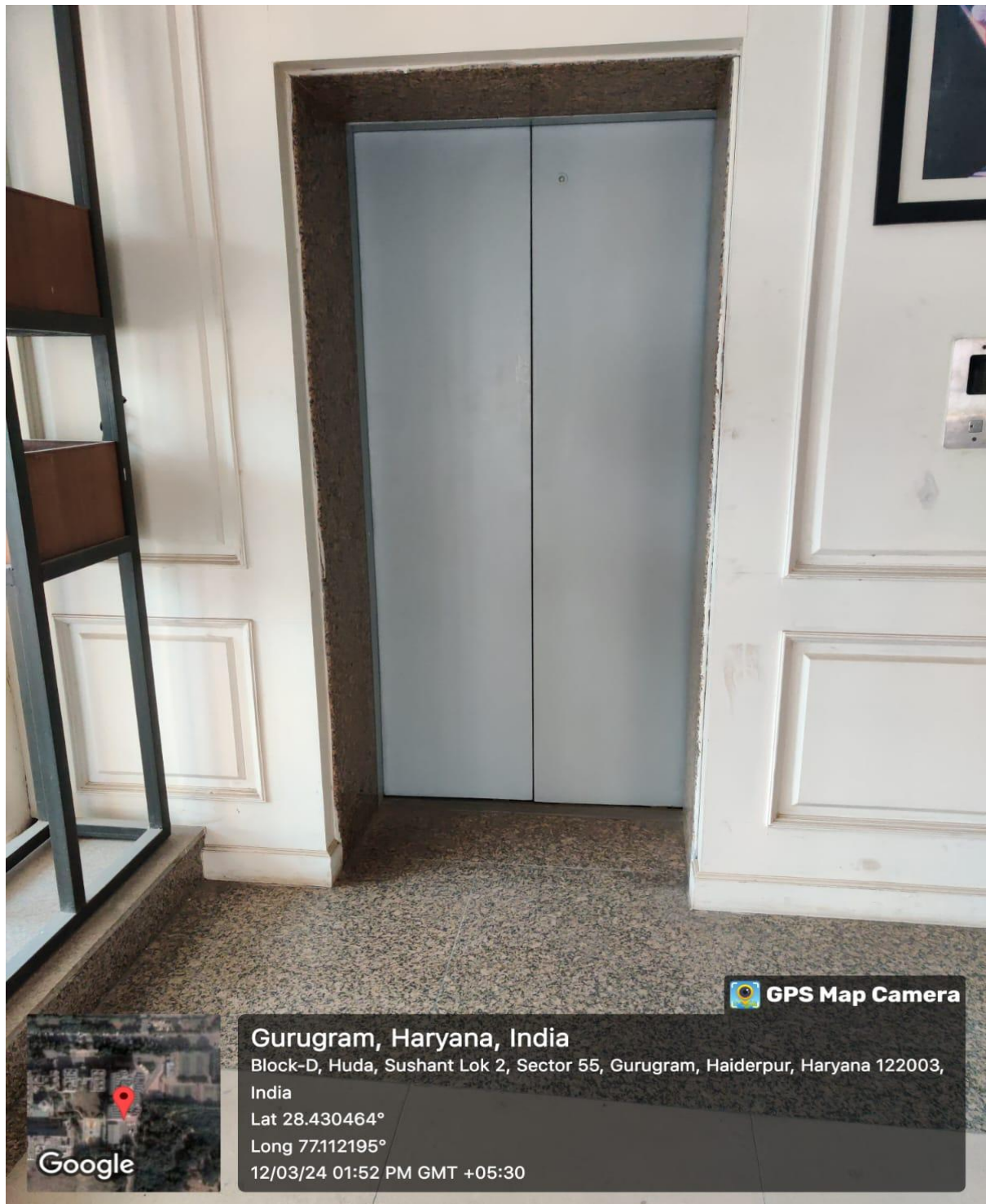
Lifts



Lift 1 and 2 D Block



Lift 3 at D Block



Lift at E Block

