



Key Indicator – 4.4 Maintenance of Campus Infrastructure
(20)

4.4.1 Percentage expenditure incurred on maintenance of physical facilities and academic support facilities excluding salary component during the last five years

(10)

Criterion 4 – Infrastructure and Learning Resources
(100)



4.4.1

**Audited income and expenditure statement of the institution to be signed by CA and counter signed by the competent authority
(relevant expenditure claimed for maintenance of infrastructure should be clearly highlighted)**

(Appendix-II)

2021-2022

CHIRANJIV CHARITABLE TRUST (Sushant University)
INCOME AND EXPENDITURE ACCOUNT FOR THE YEAR ENDED
31st MARCH 2022

<u>EXPENDITURE</u>	<u>Amount (Rs.)</u>	<u>INCOME</u>	<u>Amount (Rs.)</u>
Administrative Expenses for Neem Project	1,00,60,412	Fee Collection	59,95,92,482
Advertisement & Publicity	3,45,07,935	Hostel Receipts	1,92,27,283
Affiliation Fee ①	16,01,139	Education/Research Grant Receipt	6,35,40,308
Audit Fees	3,50,000	Revenue from Neem Project	26,36,44,431
Bank & Processing Charges ①	3,56,332	Less: Neem Project Expenses	25,55,45,688
Books/ Magazines Reimbursements ②	84,050	Other Income	
Book Journal -Esubscription ③	3,51,850	- Interest on Fixed Deposit	6,47,797
Convocation Expenses ⑤	2,44,154	- Interest on S/A	1,97,233
Conference/Events/Seminar Expenses ④	1,11,388	- Rental Income	21,97,203
Depreciation & Amortisation Expenses	3,26,98,486	- Transportation Income	1,34,500
Education/Research Grant Expenses ⑥	6,18,67,089	- Miscellaneous Income	2,16,00,909
Electricity & Water Charges ②	1,98,93,020		2,47,77,642
Examination Charges ⑦	54,759		
Gratuity/Leave Encashment	1,11,78,949		
Hostel Expenses ③	50,72,394		
Horticulture Expenses ④	6,22,873		
Insurance Expenses ⑤	10,44,370		
Interest on Loan ⑥	20,49,23,758		
Interest on Statutory Dues ⑦	17,56,184		
IT & Networking Expenses ⑧	8,42,992		
Legal & Professional Charges	1,01,05,569		
Laboratory Consumables ⑩	10,10,856		
Library Expenses ⑨	1,09,535		
Miscellaneous Expenses	15,21,283		
Newspaper and Magazine ⑪	3,390		
Postage and Telephone Expenses ⑫	3,33,236		
Printing and Stationery ⑬	11,37,583		
Photocopy hand-outs ⑭	6,37,648		
Provident and Other Funds	70,30,633		
Repair and Maintenance ⑧	48,27,431		
Salaries (incl. Allowances)	20,48,77,904		
Scholarship Expenses ⑮	5,63,73,316		
Security & Watch Expenses ⑨	34,71,303		
Staff Welfare & Financial Support ⑫	14,43,606		
Stipend Expenses ⑬	3,94,294		
Technical Training Expenses ⑯	70,40,711		

Registrar
Sushant University
Sector-55, Gurugram

Vice Chancellor
Sushant University
Gurugram



Account & Finance Officer
Sushant University
Gurugram, Haryana



2021-22

Travelling & Conveyance 40,11,120
Visiting & Professional Faculty Charges 1,09,59,696


Total Expenses 69,39,31,247

Excess of Income over Expenditure 2,13,05,211
Transferred to Balance Sheet

Total	71,52,36,458	Total	71,52,36,458
--------------	---------------------	--------------	---------------------

Complied from the books of account

For Agarwal & Ahluwalia
Chartered Accountants
FRN No. 010560N



Sanjay Agarwal
Partner
M. No. 085116
Place: Gurugram
Date: 03-10-2024

Registrar
Sushant University
Sector-55, Gurugram

Vice Chancellor
Sushant University
Gurugram


Account & Finance Officer
Sushant University
Gurugram, Haryana

CHIRANJIV CHARITABLE TRUST (Sushant University)
BALANCE SHEET AS AT 31st March 2022

<u>LIABILITIES</u>	<u>Amount (Rs.)</u>	<u>ASSETS</u>	<u>Amount (Rs.)</u>
Funds			
Corpus Funds	83,20,80,403	Non-current Assets	
Consultancy Development Fund	3,06,691	Property, Plant & Equipment	
Sushant Development Fund	1,98,713	Property, Plant & Equipment (As per schedule)	1,66,19,89,679
Sushant Group of Institute Fund	9,24,852	Work-in-Progress	78,48,715
Solar Innovation Research Fund	5,47,93,515	-	
Less: Utilisation during the year	(5,47,93,515)	Long-term Loans and Advances	
		Advance Recoverable	79,91,40,347
		Security Deposits	3,37,48,746
Non-current Liabilities		Current Assets	
Secured Loans		Trade Receivables	14,81,84,670
- from Banks and Financial Institutions	1,60,79,01,252	Cash and Bank Balances	
Security Deposits	7,50,54,053	-Fixed Deposits	1,04,17,391
Other Long-term Liabilities		-Bank Balances	2,16,53,827
-Alumni Contribution	21984048	Short term Loans and Advances	3,20,71,218
-AU Faculty & Staff Club	1213738		
-Students Welfare Fund Incl. Medical Premium	7077413	-Deposit with Statutory Authorities	12,68,252
Long-term Provisions		- Advance to Suppliers	19,85,785
- Provision for Gratuity	1,99,19,778	- Income Tax	4,10,63,551
- Provision for Leave Encashment	93,42,224	- Staff Advance	3,64,028
		Other Current Assets	4,46,81,616
Current Liabilities		- Interest Accrued on FDR	14,50,751
Trade Payables	4,20,70,220	- Prepaid Expenses	19,29,955
Other Current Liabilities			33,80,706
- Statutory Dues Payable	1,68,59,145		
- Provision for Expenses	7,17,75,010		
- Other Liabilities	2,31,22,626		
Short-term Provisions			
- Provision for Gratuity	6,76,617		
- Provision for Leave Encashment	5,38,914		
TOTAL	2,73,10,45,697	TOTAL	2,73,10,45,697

Complied from the books of account

For Agarwal & Ahluwalia
Chartered Accountants
FRN No 010560N



Sanjay Agarwal
Partner
M. No 085116
Place Gurugram
Date: 03-10-2024

Registrar
Sushant University
Sector-55, Gurugram


Vice Chancellor
Sushant University
Gurugram


Account & Finance Officer
Sushant University
Gurugram, Haryana

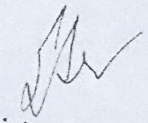



Chiranjiv Charitable Trust (Sushant University) Property, Plant and Equipment

Particulars	(Amount in Rupees)												
	Buildings	Computers & Software	Equipments	Fans & Airconditioners	Flat	Furniture & Fixtures	Land	Library Books	Machine	Refrigerators & Water Coolers	Vehicles	Infrastructure Interest Free Deposit	Total
Cost or Valuation At 1 April ,2020	539,700,872	71,393,443	56,605,484	23,705,451	263,750	66,388,696	775,179,033	27,195,854	11,260,281	3,338,139	2,160,855	-	1,580,191,887
Additions	-	98,989	787,296	-	-	16,284	-671,840,116	351,583	2,800	-	-	-	1,494,182
Disposals	-	74,812	-	-	-	-	-	-	-	-	-	-	671,917,728
At 31 March , 2021	53,97,00,872	7,14,17,620	6,03,92,780	2,37,05,451	2,63,750	6,64,04,970	10,33,38,917	2,77,84,877	1,12,60,281	33,34,139	21,60,855	-	90,97,68,311
Additions	-	24,33,851	2,50,381	-	-	7,500	-	2,02,033	-	-	-	1,30,00,00,000	1,30,00,00,000
Disposals	-	20,000	-	-	-	-	-	-	-	-	-	-	28,93,805
At 31 March , 2022	53,97,00,872	7,38,31,511	6,06,43,161	2,37,05,451	2,63,750	6,64,12,470	10,33,38,917	2,79,86,710	1,12,60,281	33,38,139	21,69,855	1,39,99,00,900	2,21,26,42,118
Depreciation / Amortisation	-	-	-	-	-	-	-	-	-	-	-	-	-
At 1 April , 2020	28,56,49,310	6,50,82,742	3,74,00,823	1,87,50,278	2,51,915	4,19,29,542	-	2,05,39,880	86,77,374	20,75,275	13,37,604	-	48,16,94,742
Charge for the year	2,54,05,156	25,29,151	33,89,746	7,43,066	1,184	24,46,669	-	10,46,684	3,87,437	1,89,429	1,23,488	-	3,62,59,210
At 31 March , 2021	31,10,54,466	6,76,08,893	4,07,90,569	1,94,93,344	2,53,099	4,43,76,411	-	2,15,86,564	90,64,811	22,64,704	14,61,892	-	51,78,53,852
Charge for the year	2,28,64,641	24,89,047	29,61,306	6,31,608	1,065	22,03,371	-	9,52,150	3,29,321	1,61,015	1,04,964	-	32,898,436
At 31 March , 2022	33,39,19,107	7,00,97,940	4,37,51,875	2,01,24,950	2,54,164	4,65,79,782	-	3,21,38,714	93,94,132	24,25,719	15,66,056	-	55,06,52,438
Net Block	-	-	-	-	-	-	-	-	-	-	-	-	-
At 31 March , 2022	20,57,81,765	37,33,578	1,68,91,286	35,80,591	9,586	1,98,32,688	10,33,38,917	54,47,996	18,66,149	9,12,420	5,94,799	1,39,00,00,000	1,84,16,89,678
At 31 March , 2021	22,95,46,406	38,09,726	1,96,02,211	42,12,107	10,851	2,20,28,505	10,33,38,917	61,98,113	21,95,470	10,73,435	8,99,763	-	39,18,14,529




 Vice Chancellor
 Sushant University
 Gurugram


 Registrar
 Sushant University
 Sector-55, Gurugram


 Account & Finance Officer
 Sushant University
 Gurugram, Haryana