



## **Extended Profile**

Audited income and expenditure statement of the institution to be signed by CA and counter signed by the competent authority

**APPENDIX -II**

**ACADEMIC YEAR - 2022-2023**

**CHIRANJIV CHARITABLE TRUST (Sushant University)**  
**INCOME AND EXPENDITURE ACCOUNT FOR THE YEAR ENDED**


**31st MARCH 2023**

<u>EXPENDITURE</u>	<u>Amount (Rs.)</u>	<u>INCOME</u>	<u>Amount (Rs.)</u>
Advertisement & Publicity	1,88,29,574	Fee Collection	58,69,67,380
Affiliation Fee	8,70,936	Consultancy & Other Revenue	1,53,00,000
Audit Fees	4,00,000	- Corporate Training Batch	9,00,000
Bank & Processing Charges	49,545	- Design Fee Income	24,00,000
Book Journal -Esubscription	6,79,614	- Legal & Professional Services-Income	1,20,00,000
Convocation Expenses	93,300	Education/Research Grant Receipt	8,01,23,534
Conference/Events/Seminar Expenses	7,85,563	Hostel Receipts	2,62,03,850
Depreciation & Amortisation Expenses - D	2,85,08,636	Revenue from Neem Project	8,35,14,497
Education/Research Grant Expenses	7,62,73,806	Less: Neem Project Expenses	(79344345)
Electricity & Water Charges	1,49,46,356	Other Income	41,70,152
Examination Charges	2,42,648	- Interest on Fixed Deposit	5,11,475
Educational Tour & Travel	1,24,738	- Interest on S/A	2,25,650
Gratuity/Leave Encashment - A	14,67,501	- Interest on Income Tax Refund	16,25,461
Hostel Expenses	86,70,792	- Rental Income	41,64,794
Horticulture Expenses	16,02,501	- Transportation Income	1,17,900
Insurance Expenses	9,36,201	- Miscellaneous Income	88,21,573
Interest on Loan	17,46,92,674		1,54,66,853
Interest on Statutory Dues	47,858		
IT & Networking Expenses	6,69,318		
Legal & Professional Charges	65,50,955		
Laboratory Consumable	8,14,203		
Library Expenses	2,950		
Miscellaneous Expenses	8,91,682		
Neem- B.VOC Charges Paid	10,74,453		
Neem Project Expenses	47,37,756		
Postage and Telephone Expenses	2,61,032		
Printing and Stationery	9,03,853		
Photocopy hand-outs	7,61,184		
Provident and Other Funds - A	68,50,946		
Repair and Maintenance	1,36,84,510		
Royalty Expenses	16,49,204		
Salaries (incl. Allowances) - A	18,91,81,141		
Scholarship Expenses	3,66,87,416		
Security & Watch Expenses	33,67,147		
Seed Money Expenses	16,42,000		
Staff Welfare & Financial Support	8,93,274		
Stipend Expenses	1,71,847		
Technical Training Expenses	1,19,54,081		
Travelling & Conveyance	31,58,949		
Visiting & Professional Faculty Charges - A	1,11,85,928		
<b>Total Expenses - T</b>	<b>62,63,16,072</b>		
<b>Excess of Income over Expenditure</b>	<b>10,19,15,698</b>		
<b>Transferred to Balance Sheet</b>			
<b>Total</b>	<b>72,82,31,770</b>	<b>Total</b>	<b>72,82,31,770</b>

T - D = C  
C - A = B

Complied from the books of account

For Agarwal & Ahluwalia  
Chartered Accountants  
FRN No. 010560N



Sanjay Agarwal  
Partner  
M. No. 085116  
Place: Gurugram  
Date: 03-10-2024

Vice Chancellor  
Sushant University  
Gurugram

Registrar  
Sushant University  
Sector-55, Gurugram

Account & Finance Officer  
Sushant University  
Gurugram, Haryana




**CHIRANJIV CHARITABLE TRUST (Sushant University)**  
**BALANCE SHEET AS AT 31st March 2023**

<u>LIABILITIES</u>		<u>Amount (Rs.)</u>	<u>ASSETS</u>		<u>Amount (Rs.)</u>
Funds			<b>Non-current Assets</b>		
Corpus Funds		93,50,46,101	<b>Property, Plant &amp; Equipment</b>		
Consultancy Development Fund		3,06,691	Property, Plant & Equipment (As per schedule)	1,63,40,68,315	
Sushant Development Fund		1,98,713	Work-in-Progress	79,48,715	1,64,19,17,030
Sushant Group of Institute Fund		9,24,852	<b>Long-term Loans and Advances</b>		
Infrastructure Grant	3,60,00,000	1,46,60,582	Advance Recoverable		60,60,70,488
Less: Utilisation upto the year	(21,339,418)		Security Deposits		3,85,72,746
Education/Research Grant	1,50,00,000	1,10,00,000	<b>Current Assets</b>		
Less: Utilisation upto the year	(4,000,000)		<b>Trade Receivables</b>		16,06,36,560
<b>Non-current Liabilities</b>			<b>Cash and Bank Balances</b>		
<b>Secured Loans</b>			-Fixed Deposits	69,83,345	
-from Banks and Financial Institutions		1,28,22,08,266	-Bank Balances	4,38,89,475	5,08,72,820
<b>Unsecured Loans</b>			<b>Short-term Loans and Advances</b>		
-from Individuals		1,40,61,914	-Deposit with Statutory Authorities	8,15,219	
<b>Other Long-term Liabilities</b>			-Advance to Suppliers	49,25,704	
Security Deposits		7,93,85,827	-Income Tax	2,95,70,326	
Other Long-term Liabilities			-Staff Advance	1,37,992	3,54,49,241
-Alumni Association	2,40,94,047		<b>Other Current Assets</b>		
-AU Faculty & Staff Club	14,46,538		-Interest Accrued on FDR	25,44,465	
-Students Welfare Fund Incl. Medical Premium	69,09,895	3,24,50,483	-Prepaid Expenses	12,61,245	38,05,730
<b>Long-term Provisions</b>					
-Provision for Gratuity	1,67,35,025				
-Provision for Leave Encashment	73,23,602	2,40,58,717			
<b>Current Liabilities</b>					
Trade Payables		3,60,25,105			
<b>Other Current Liabilities</b>					
-Statutory Dues Payable	76,93,768				
-Provision for Expenses	5,41,35,300				
-Other Liabilities	3,11,39,676				
-Cheques Issued	1,15,05,192	10,44,73,336			
<b>Short-term Provisions</b>					
-Provision for Gratuity	16,03,481				
-Provision for Leave Encashment	9,20,547	25,24,008			
<b>TOTAL</b>		<b>2,53,73,24,615</b>	<b>TOTAL</b>		<b>2,53,73,24,615</b>

Compiled from the books of account

For Agarwal & Ahluwalia  
 Chartered Accountants  
 FRN No. 010560N



Sanjay Agarwal  
 Partner  
 M. No. 085116  
 Place: Gurugram  
 Date: 03-10-2024

*(Signature)*  
 Registrar  
 Sushant University  
 Sector-55, Gurugram

*(Signature)*  
 Vice-Chancellor  
 Sushant University  
 Gurugram


*(Signature)*  
 Account & Finance Officer  
 Sushant University  
 Gurugram, Haryana



## Chiranjiv Charitable Trust (Sushant University)

### Property, Plant and Equipment Tangible Assets

Particulars	(Amount in Rupees)											Total	
	Buildings	Computers & Software	Equipments	Fans & Airconditioners	Flat	Furniture & Fixtures	Land	Library Books	Machineries	Refrigerators & Water Coolers	Vehicles		Infrastructure Interest Free Deposit
Cost or Valuation At 1 April, 2021	539,700,872	71,417,620	60,392,780	23,705,451	263,750	66,404,970	103,338,917	27,784,677	11,260,281	3,338,139	2,160,355	1,300,000,000	2,209,768,311
Additions		2,433,891	260,381			7,500		202,033					2,893,805
Disposals		20,000											20,000
At 31 March, 2022	539,700,872	73,631,511	60,653,161	23,705,451	263,750	66,412,470	103,338,917	27,986,710	11,260,281	3,338,139	2,160,355	1,300,000,000	2,212,642,116
Disposals		20,000	206,183			9,912							607,272
At 31 March, 2023	539,700,872	73,611,511	60,446,978	23,705,451	263,750	66,422,382	103,338,917	28,377,877	11,260,281	3,338,139	2,160,355	1,300,000,000	2,213,253,388
Depreciation / Amortisation													20,000
At 1 April, 2021	311,054,466	67,608,893	40,790,568	19,483,344	253,069	44,376,411		21,586,504	9,084,811	2,284,704	1,461,092		517,953,952
Change for the year													
At 31 March, 2022	22,884,641	2,489,047	2,981,306	631,608	1,085	2,203,371		932,150	329,321	161,015	104,964		32,696,486
Charges for the year	333,915,107	79,097,540	43,751,875	20,124,950	254,164	46,579,782		22,538,714	9,354,132	2,425,719	1,586,856		550,652,438
Disposals	20,575,177	1,485,428	7,566,067	536,865	559	1,984,400		856,934	279,923	136,863	89,220		28,608,636
At 31 March, 2023	354,497,204	71,583,368	46,311,742	20,651,815	255,123	43,564,182		23,395,846	9,674,055	2,562,582	1,655,276		579,161,074
Net Block	185,203,598	2,235,142	14,537,612	3,043,636	8,627	17,859,200	103,338,917	4,982,229	1,586,226	775,557	505,579	1,300,000,000	1,634,068,314
At 31 March, 2023	205,781,765	3,723,570	16,891,266	3,580,501	9,586	18,832,680	103,338,917	5,447	1,862,149	912,420	564,759	1,300,000,000	1,691,989,678



Account & Finance  
 Sushant University  
 Gurugram

Registrar  
 Sushant University  
 Sector-55, Gurugram

Vice-Chancellor  
 Sushant University  
 Gurugram

