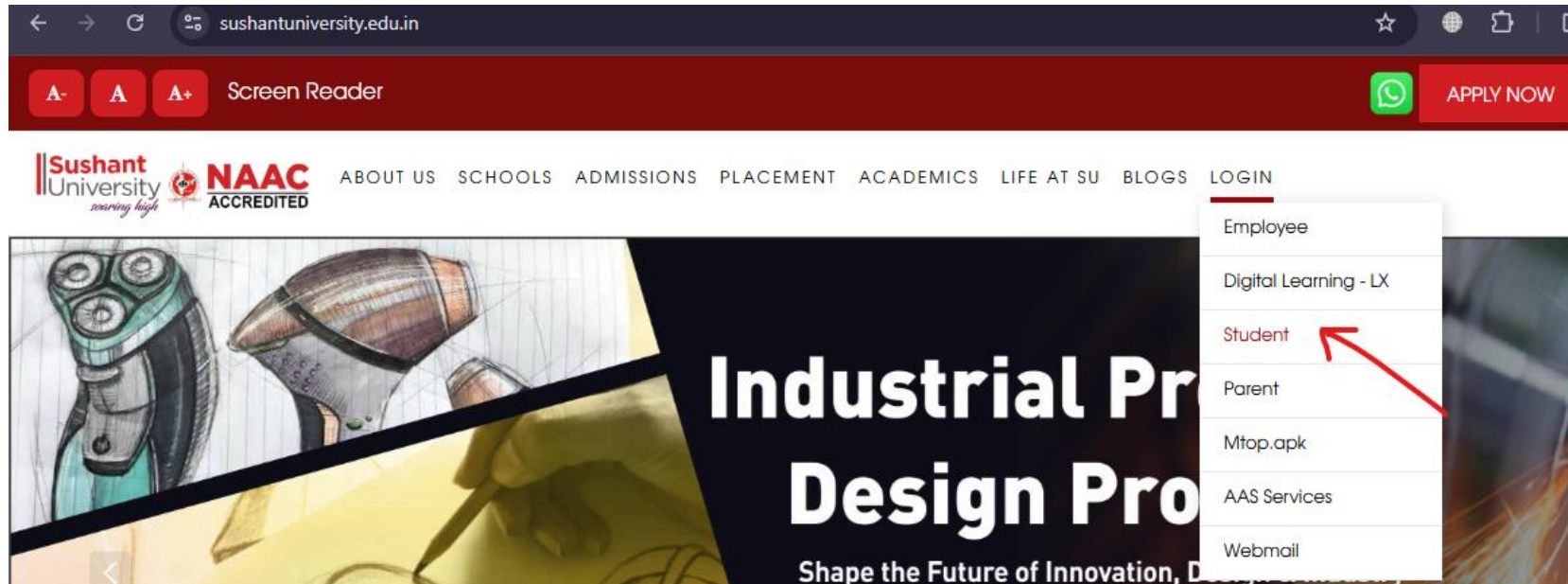


MAY 2026 Even Regular E-Form Help File

Note:

- Forget Password concern follows the steps mentioned in password reset help file.
- Please use Google Chrome or Microsoft Edge browsers only to submit the E-Form
- Make sure you have cleared all your dues before applying for the regular E-form.
- Please do not submit the form if the subject is incorrect, as we are not able to make any changes after submission. Please contact the relevant department to update the subject.
- For any issue face email to erpsupport@sushantuniversity.edu.in with the error screenshot to address the issue.

1. Visit <https://sushantuniversity.edu.in/> using Chrome or Edge on your computer. Hover over the 'Login' menu and click 'Student.'



2. Insert your login credentials then Click "Login"

Compatible with Google Chrome version 73 and above, Firefox version 64 and above.

Copyright 2023 Tata Consultancy Services Limited. | Privacy Notice | Version 10.18.00.02

3. Click "Exam & Grading icon then click Exam Enrollment

© 2024 Tata Consultancy Services Limited. All Rights Reserved. | Cookie Policy | Customize | Cookie Notice | Terms of Use | Version 11.03.00.00

Self Services Session expires in 30 mins

TATA CONSULTANCY SERVICES

4. Click "Exam Enrollment"

The screenshot shows the Sushant University Self Service portal. The header includes the university logo and the text "Sushant University Erstwhile Ansal University Gurugram". The main content area is titled "Exam Enrollment" and contains two buttons: "Exam Enrollment" (highlighted in green) and "Refresh". Below the buttons is a table with the following data:

Action	Application Seq No	SGM Name	Name	Current Semester
	7682	Dec_2022ODDSEM	NAVYA SINGH	Semester-3
	3573	Dec_2021ODDSEM	NAVYA SINGH	Semester-1

5. To view the subject enrollment details, go to the Regular Enrollment section and click the plus icon.

The screenshot shows the "Subject Enrollement Details" page. The "Regular Enrollment" section is highlighted. Below it, the "Form Status:" is "Pending". A grey bar displays "Semester-8" with a plus icon on the right side.

6. If the fee has not been cleared, the fee due error will appear, and you will be able to apply once the fee has been cleared.

Error

Fees Dues, if paid pls. wait for 12-24 hours for updation of records. If the problem still persists pls. contact your school.

OK

Subject Enrollement Details

Regular Enrollment

Form Status: Pending

Semester-1

+

7. On clicking the + icon to verify the subject

Regular Enrollment

Form Status: Pending

Semester-3

S.No.	Subject Type	Subject Name	Subject Code
1	Compulsory	BMRIT Directed Clinical Education – Part I & II (Studentship)	BMRIT0335
2	Elective	Microsoft Project: Beginner to Expert	TDC22ET05
3	Compulsory	Human Anatomy and Physiology Including Pathology Part-2	BMRIT3001
4	Compulsory	Clinical Radiography- Positioning Part 1	BMRIT3002
5	Compulsory	Modern Radiological & Imaging Equipment Including Physics	BMRIT3003
6	Compulsory	Contrast & Special Radiography Procedures	BMRIT3004
7	Compulsory	Workshop (TELE MEDICINE)	BMRIT3006
8	Compulsory	Health Research Fundamentals (MOOC)	BMRIT3007

Improvement

Form Status: Pending

Subjects

+

8. Verify the fee details and select the payment type Click "submit. In the case of late applications, the due amount will be shown.

Fee Details

Regular Enrollment

Semester-4

Fee Head 1(in Rupees)
0

Total Fee to be paid for Semester-4: 0

Grand Fee to be paid(in Rupees): 0

Select Payment Type

PAYU RazorPay

Submit

9. Read the information then on Click "Proceed".


Confirmation

- Once submitted the details cannot be changed.
- On click of 'Proceed' button you will be redirected to Payment Gateway page.

Proceed Cancel

10. For late fee payment payment gateway will open for pay the amount.

← → ↻ <https://api.payu.in/public/#/b4df66e47b1ba7913495db9adb684b72/paymentoptions> ☆







← Back  English ▾

Choose a payment option


Payable Now ₹3000 ↕







Transaction Id: 1257720231010111403

PAYMENT OPTIONS

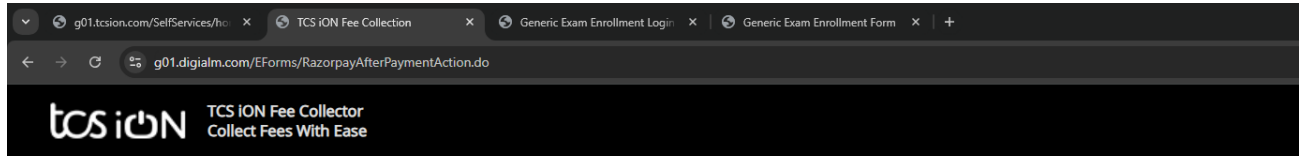
-  **EMI**
Credit Card, Debit Card and Cardless EMI >
-  **Net Banking**
Pay using any of 44 supported banks >
-  **Wallet**
Airtel Payments Bank, Amazon Pay, Freecharge PayLater | UPI | Wallet and more >
-  **Cards (Credit/Debit)**
Pay using any credit or debit card >
-  **UPI**
Phonepe, Paytm, Google Pay and more >
-  **Scan and Pay**
Scan & Pay using your preferred UPI App >

[Show all options](#)

 By proceeding, you agree to your data being processed per [PayUs Privacy Policy](#) | [Edit your Preferences](#)

11. Upon successful submission or payment, a new application number will be generated for the current exam session. Please refresh the page to check for this number. If the application sequence number does not appear, your submission was not completed.



Payment Details

Payment successfully received with Thanks from Keshav bhardwaj. To download Fee Receipt kindly go to Payment Screen in Fee Collection Bizapp.

Amount : ₹ 200.00	Transaction No : pay_QRVJcO9z25Pfug	Date: 2025-05-06 09:31:39.0
Name Keshav bhardwaj	Roll No. 241BTCCIV001	Reg No. 2400367
Site SET-School Of Engineering And Technology	Batch B.Tech - Civil Engineering with Specialization in Smart Cities 2023-27	Session Semester-4
Class CLASS - 4 - 1	Email: kbhardwaj499@gmail.com	Phone No. 9310278125

Action	Application Seq No	SGM Name	Name	Current Semester
	12473	Dec_2023ODDSEM	RUCHI SINGH	Semester-5
	11179	July_2023_Even	RUCHI SINGH	Semester-4

- Once the exam department approves your regular e-form, the Admit Card will be available for download and printing by clicking on your application sequence number. If the Admit Card does not appear after submission, please contact the exam department for approval assistance.



Regular Enrollment SEMESTER 4 - Hall Ticket

School Code
SSHS

Program Name
M.Sc MRIT

Email ID
skumar2002@gmail.com

Student's Roll No
~~2201MCA01001~~

Award
M.Sc

Exam Session
May_2025_Even

School Name
Sushant School Of Health Sciences

Mobile Number
~~9896672051~~

